

Coronavirus: summary for Hendry County

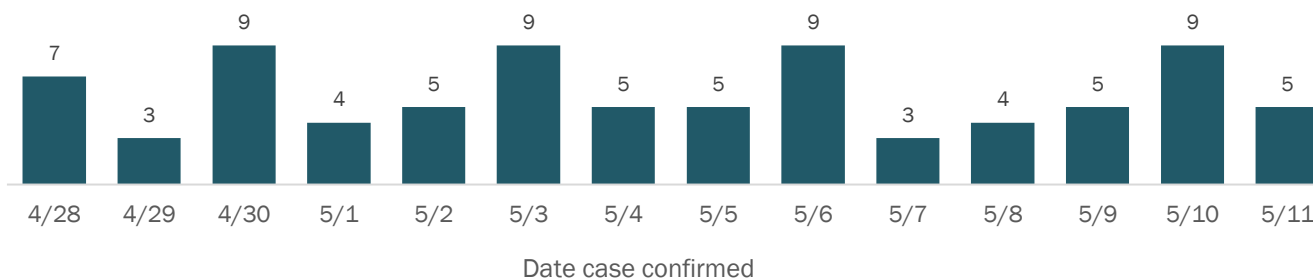
Data for May 12, 2020 (verified at 10 AM)

Data in this report are provisional and subject to change.

Confirmed cases

Total cases	159
Florida residents	159
Non-Florida residents	0
Gender for Florida residents	
Men	79
Women	80
Unknown	0
Age for Florida residents	
Range	1 - 101
Median age	46

Cases confirmed in Florida residents per day



Race, ethnicity	Cases	Hospitalizations	Deaths
White	103 (65%)	17 (57%)	5 (83%)
Hispanic	63 (40%)	8 (27%)	2 (33%)
Non-Hispanic	38 (24%)	9 (30%)	3 (50%)
Unknown ethnicity	2 (1%)	0 (0%)	0 (0%)
Black	39 (25%)	10 (33%)	1 (17%)
Hispanic	0 (0%)	0 (0%)	0 (0%)
Non-Hispanic	38 (24%)	9 (30%)	1 (17%)
Unknown ethnicity	1 (1%)	1 (3%)	0 (0%)
Other	5 (3%)	3 (10%)	0 (0%)
Hispanic	3 (2%)	2 (7%)	0 (0%)
Non-Hispanic	2 (1%)	1 (3%)	0 (0%)
Unknown ethnicity	0 (0%)	0 (0%)	0 (0%)
Unknown race	12 (8%)	0 (0%)	0 (0%)
Hispanic	6 (4%)	0 (0%)	0 (0%)
Non-Hispanic	0 (0%)	0 (0%)	0 (0%)
Unknown ethnicity	6 (4%)	0 (0%)	0 (0%)
Total	159	30	6

Outcomes for Florida residents

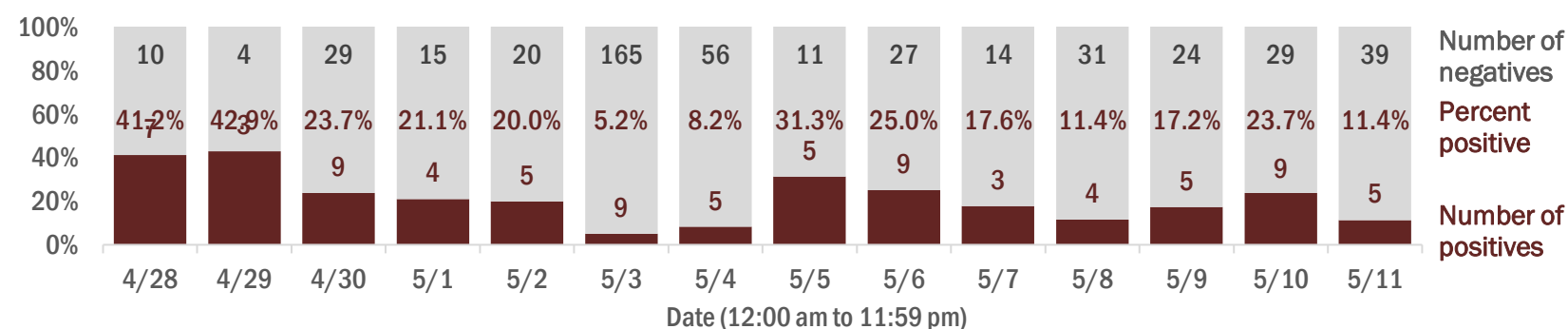
Hendry		
Hospitalizations	30	(19% of all cases)
Deaths	6	(4% of all cases)
Statewide		
Hospitalizations	7,418	(18% of all cases)
Deaths	1,779	(4% of all cases)

Hospitalization counts include anyone who was hospitalized at some point during their illness. It does not reflect the number of people currently hospitalized.
Other race includes any person with a race of American Indian/Alaskan native, Asian, native Hawaiian/Pacific Islander, or other.

Laboratory testing for Florida residents and non-Florida residents over the past 2 weeks

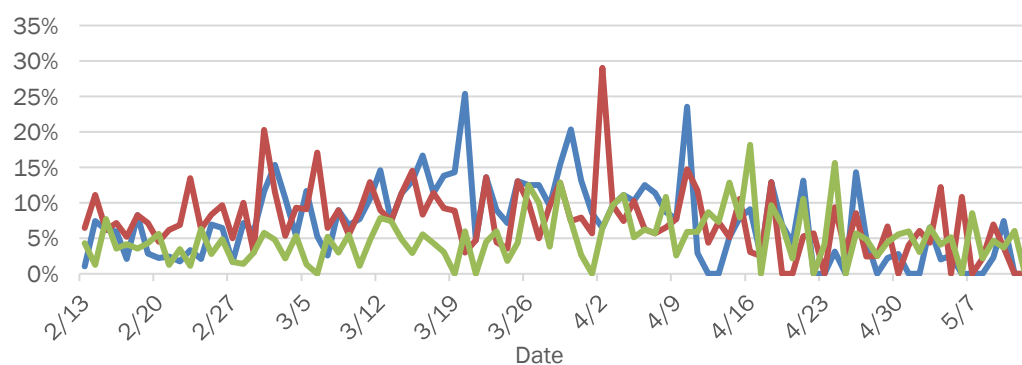
Number and percent of positive labs

These counts include the number of people for whom the department received laboratory results by day. This percent is the number of people who test positive for the first time divided by all the people tested that day, excluding people who have previously tested positive.

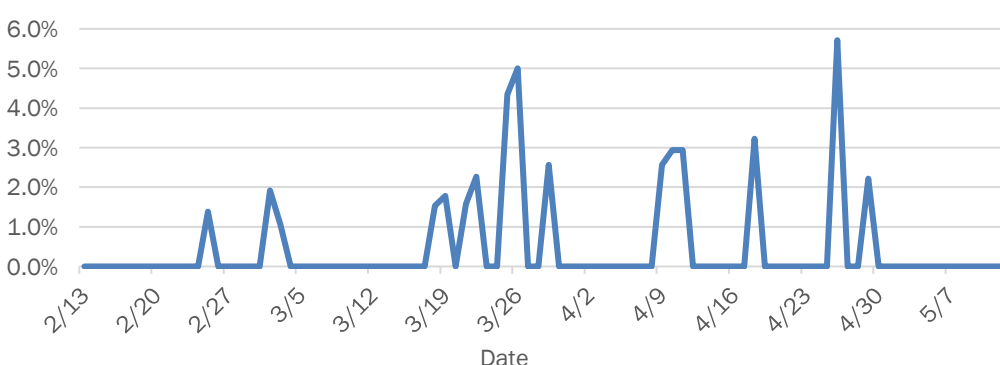


Emergency department (ED) chief complaint and admission data for Hendry County

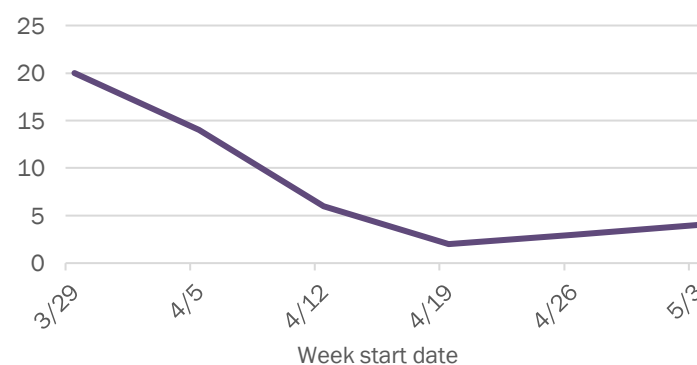
Daily percent of ED visits mentioning cough, fever, or shortness of breath



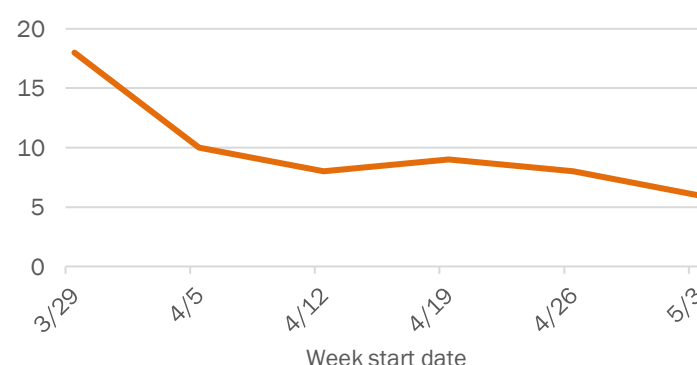
Daily percent of ED visits resulting in cough-associated admissions



Weekly count of ED visits for influenza-like illness



Weekly count of ED visits for COVID-like illness



The Electronic Surveillance System for the Early Notification of Community-Based Epidemics (ESSENCE-FL) includes chief complaint data from 213 of 214 Florida EDs. Data are transmitted electronically to ESSENCE-FL daily or hourly.