

# Coronavirus: summary for Hendry County

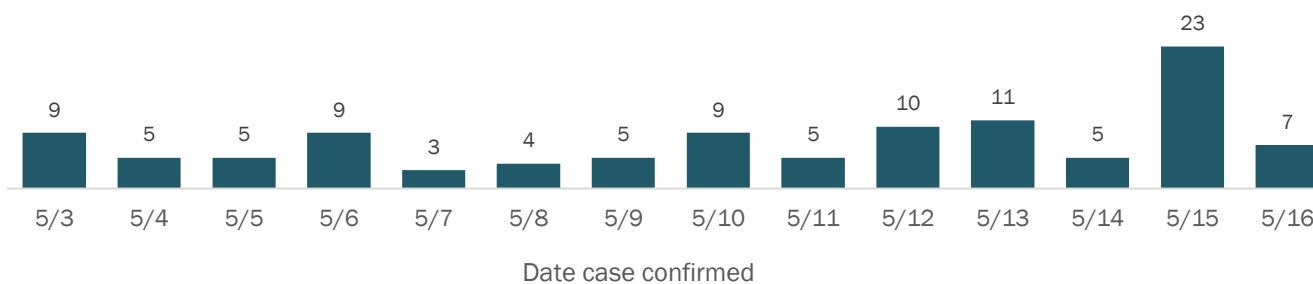
Data for May 17, 2020 (verified at 10 AM)

Data in this report are provisional and subject to change.

## Confirmed cases

<b>Total cases</b>	<b>211</b>
Florida residents	211
Non-Florida residents	0
<b>Gender for Florida residents</b>	
Men	108
Women	103
Unknown	0
<b>Age for Florida residents</b>	
Range	0 - 101
Median age	47

## Cases confirmed in Florida residents per day



Race, ethnicity	Cases	Hospitalizations	Deaths
<b>White</b>	135 (64%)	21 (55%)	9 (75%)
Hispanic	88 (42%)	9 (24%)	2 (17%)
Non-Hispanic	45 (21%)	12 (32%)	7 (58%)
Unknown ethnicity	2 (1%)	0 (0%)	0 (0%)
<b>Black</b>	49 (23%)	12 (32%)	3 (25%)
Hispanic	0 (0%)	0 (0%)	0 (0%)
Non-Hispanic	48 (23%)	11 (29%)	3 (25%)
Unknown ethnicity	1 (0%)	1 (3%)	0 (0%)
<b>Other</b>	5 (2%)	3 (8%)	0 (0%)
Hispanic	3 (1%)	2 (5%)	0 (0%)
Non-Hispanic	2 (1%)	1 (3%)	0 (0%)
Unknown ethnicity	0 (0%)	0 (0%)	0 (0%)
<b>Unknown race</b>	22 (10%)	2 (5%)	0 (0%)
Hispanic	9 (4%)	0 (0%)	0 (0%)
Non-Hispanic	0 (0%)	0 (0%)	0 (0%)
Unknown ethnicity	13 (6%)	2 (5%)	0 (0%)
<b>Total</b>	<b>211</b>	<b>38</b>	<b>12</b>

## Outcomes for Florida residents

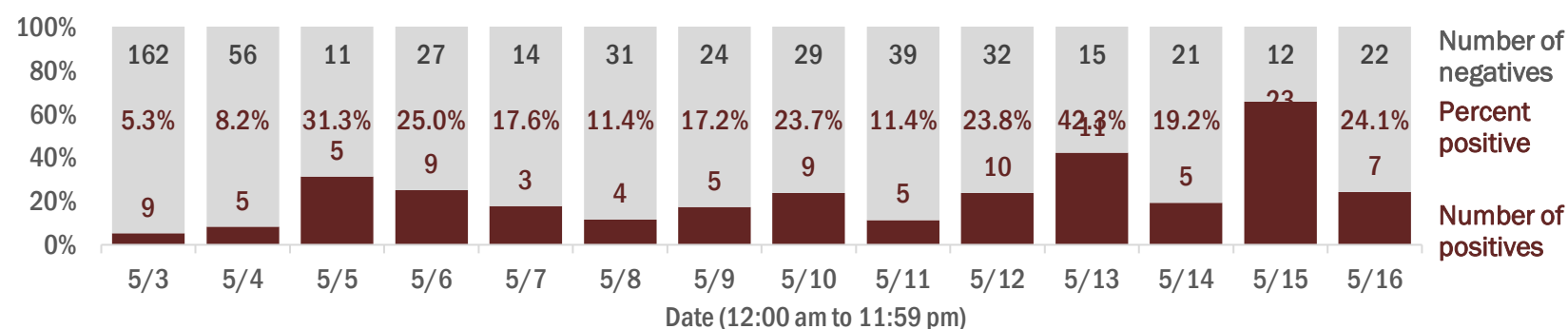
Category	Count	Percentage
<b>Hendry</b>		
Hospitalizations	38	(18% of all cases)
Deaths	12	(6% of all cases)
<b>Statewide</b>		
Hospitalizations	8,230	(19% of all cases)
Deaths	1,973	(4% of all cases)

**Hospitalization** counts include anyone who was hospitalized at some point during their illness. It does not reflect the number of people currently hospitalized.  
**Other race** includes any person with a race of American Indian/Alaskan native, Asian, native Hawaiian/Pacific Islander, or other.

## Laboratory testing for Florida residents and non-Florida residents over the past 2 weeks

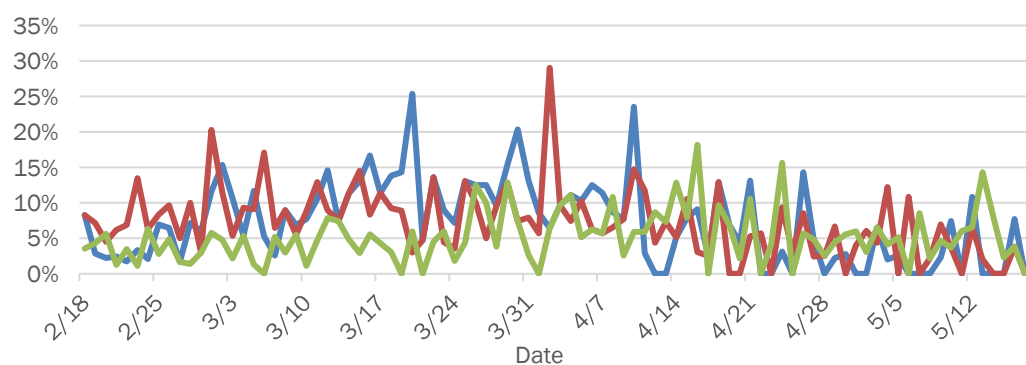
### Number and percent of positive labs

These counts include the number of people for whom the department received laboratory results by day. This percent is the number of people who test positive for the first time divided by all the people tested that day, excluding people who have previously tested positive.

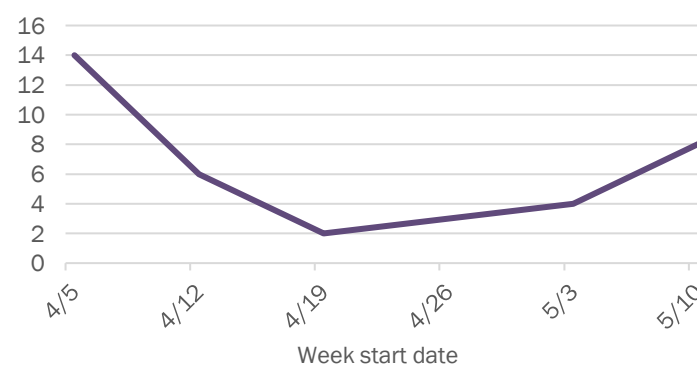


## Emergency department (ED) chief complaint and admission data for Hendry County

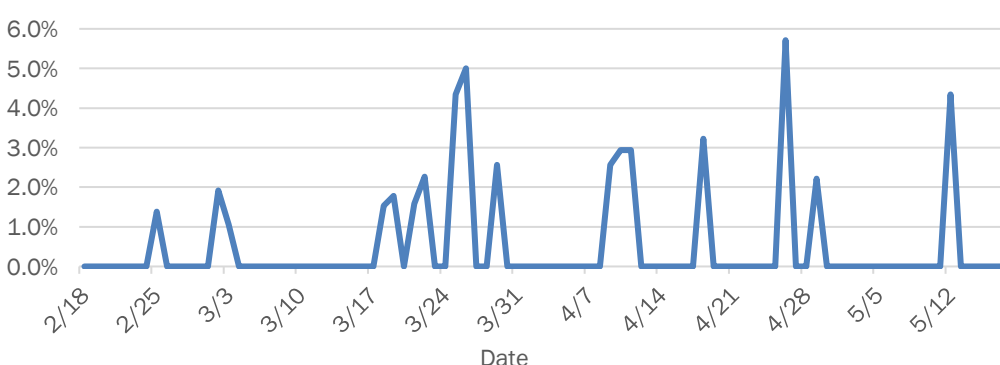
### Daily percent of ED visits mentioning cough, fever, or shortness of breath



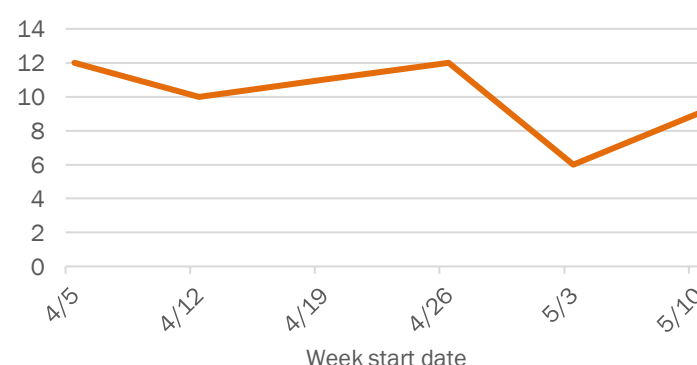
### Weekly count of ED visits for influenza-like illness



### Daily percent of ED visits resulting in cough-associated admissions



### Weekly count of ED visits for COVID-like illness



The Electronic Surveillance System for the Early Notification of Community-Based Epidemics (ESSENCE-FL) includes chief complaint data from 213 of 214 Florida EDs. Data are transmitted electronically to ESSENCE-FL daily or hourly.