

Coronavirus: summary for Hendry County

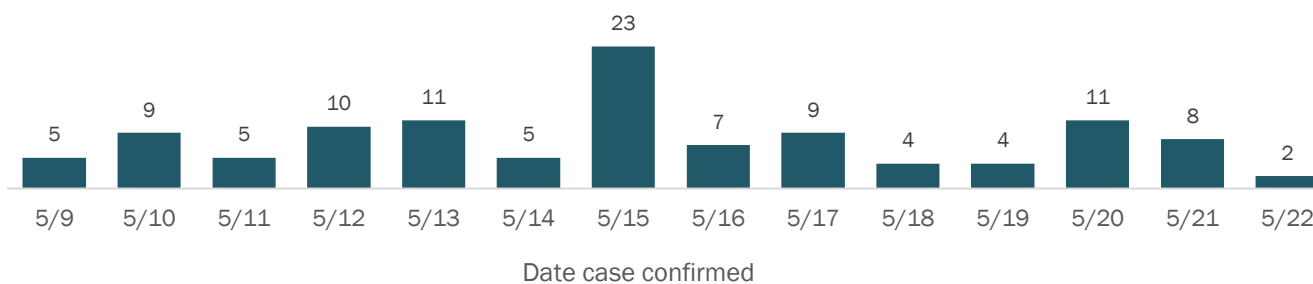
Data for May 23, 2020 (verified at 10 AM)

Data in this report are provisional and subject to change.

Confirmed cases

Total cases	249
Florida residents	249
Non-Florida residents	0
Gender for Florida residents	
Men	131
Women	118
Unknown	0
Age for Florida residents	
Range	0 - 101
Median age	45

Cases confirmed in Florida residents per day



Race, ethnicity	Cases	Hospitalizations	Deaths
White	175 (70%)	24 (56%)	9 (75%)
Hispanic	119 (48%)	12 (28%)	2 (17%)
Non-Hispanic	52 (21%)	12 (28%)	7 (58%)
Unknown ethnicity	4 (2%)	0 (0%)	0 (0%)
Black	50 (20%)	13 (30%)	3 (25%)
Hispanic	0 (0%)	0 (0%)	0 (0%)
Non-Hispanic	48 (19%)	11 (26%)	3 (25%)
Unknown ethnicity	2 (1%)	2 (5%)	0 (0%)
Other	9 (4%)	5 (12%)	0 (0%)
Hispanic	6 (2%)	3 (7%)	0 (0%)
Non-Hispanic	3 (1%)	2 (5%)	0 (0%)
Unknown ethnicity	0 (0%)	0 (0%)	0 (0%)
Unknown race	15 (6%)	1 (2%)	0 (0%)
Hispanic	9 (4%)	0 (0%)	0 (0%)
Non-Hispanic	0 (0%)	0 (0%)	0 (0%)
Unknown ethnicity	6 (2%)	1 (2%)	0 (0%)
Total	249	43	12

Outcomes for Florida residents

Hendry		
Hospitalizations	43	(17% of all cases)
Deaths	12	(5% of all cases)

Statewide

Hospitalizations	9,310	(19% of all cases)
Deaths	2,233	(5% of all cases)

Cases in facility staff/residents

Hendry		
Long-term care	69	(28% of all cases)
Correctional	14	(6% of all cases)

Statewide

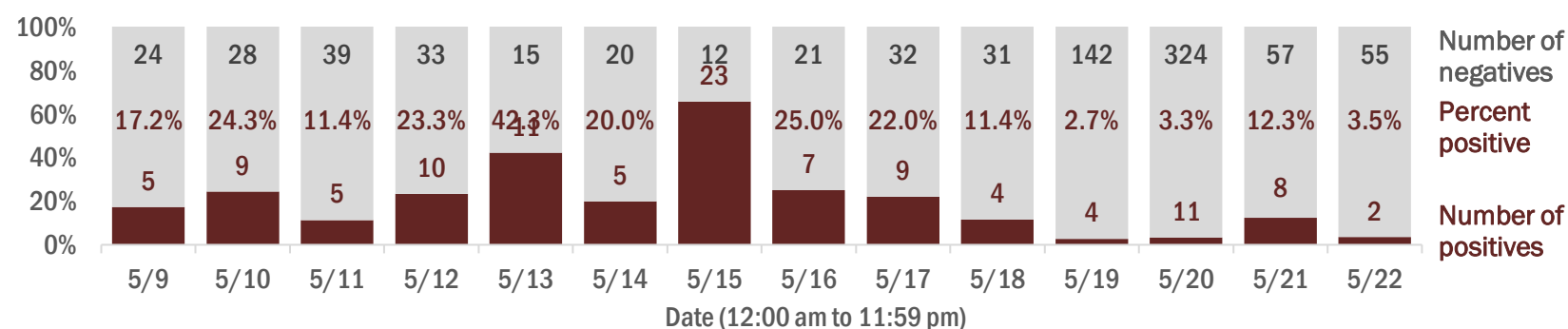
Long-term care	8,168	(17% of all cases)
Correctional	2,275	(5% of all cases)

Hospitalization counts include anyone who was hospitalized at some point during their illness. It does not reflect the number of people currently hospitalized.
Other race includes any person with a race of American Indian/Alaskan native, Asian, native Hawaiian/Pacific Islander, or other.

Laboratory testing for Florida residents and non-Florida residents over the past 2 weeks

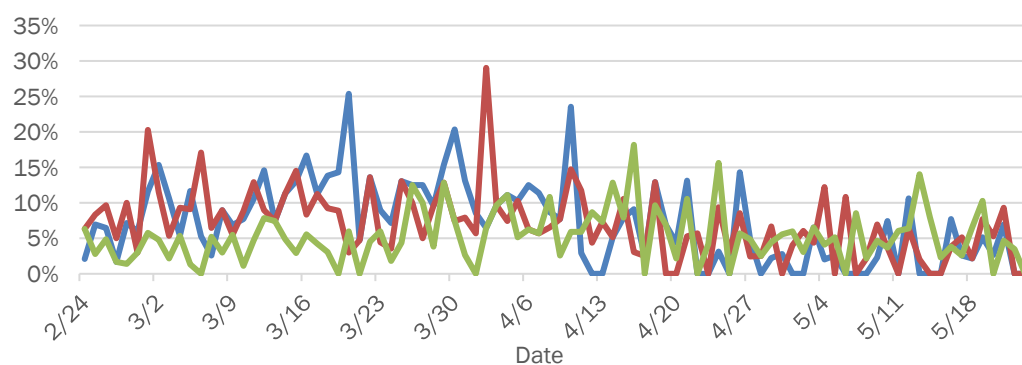
Number and percent of positive labs

These counts include the number of people for whom the department received laboratory results by day. This percent is the number of people who test positive for the first time divided by all the people tested that day, excluding people who have previously tested positive.

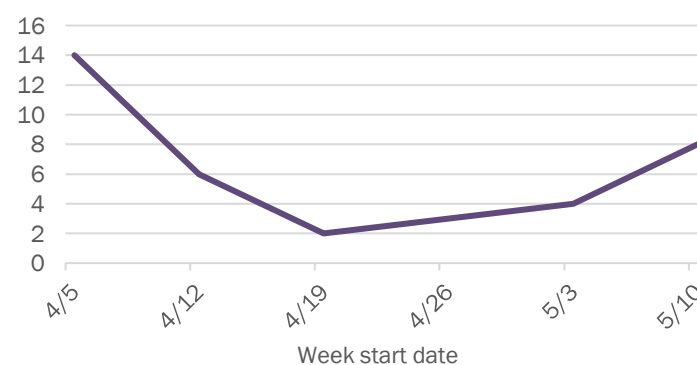


Emergency department (ED) chief complaint and admission data for Hendry County

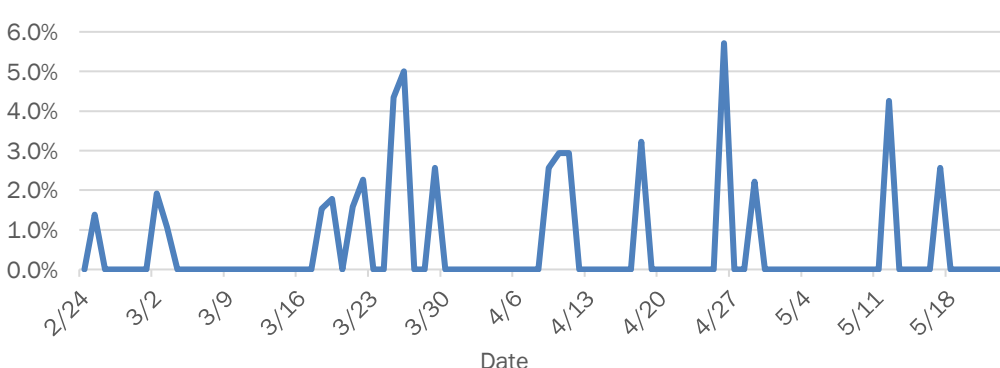
Daily percent of ED visits mentioning cough, fever, or shortness of breath



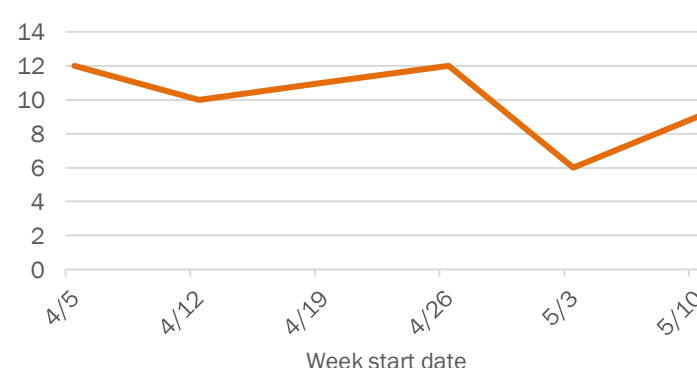
Weekly count of ED visits for influenza-like illness



Daily percent of ED visits resulting in cough-associated admissions



Weekly count of ED visits for COVID-like illness



The Electronic Surveillance System for the Early Notification of Community-Based Epidemics (ESSENCE-FL) includes chief complaint data from 211 of 212 Florida EDs. Data are transmitted electronically to ESSENCE-FL daily or hourly.