

# Coronavirus: summary for Hendry County

Data for May 26, 2020 (verified at 10 AM)

Data in this report are provisional and subject to change.

Confirmed cases		Cases confirmed in Florida residents per day			
<b>Total cases</b>	337				
Florida residents	337				
Non-Florida residents	0				
<b>Gender for Florida residents</b>					
Men	211				
Women	126				
Unknown	0				
<b>Age for Florida residents</b>					
Range	0 - 101				
Median age	40				
<b>Race, ethnicity</b>		<b>Cases</b>	<b>Hospitalizations</b>	<b>Deaths</b>	
White	243	72%	25	57%	9
Hispanic	185	55%	13	30%	2
Non-Hispanic	54	16%	12	27%	7
Unknown ethnicity	4	1%	0	0%	0
Black	50	15%	13	30%	3
Hispanic	0	0%	0	0%	0
Non-Hispanic	48	14%	11	25%	3
Unknown ethnicity	2	1%	2	5%	0
Other	10	3%	5	11%	0
Hispanic	7	2%	3	7%	0
Non-Hispanic	3	1%	2	5%	0
Unknown ethnicity	0	0%	0	0%	0
Unknown race	34	10%	1	2%	0
Hispanic	22	7%	0	0%	0
Non-Hispanic	0	0%	0	0%	0
Unknown ethnicity	12	4%	1	2%	0
<b>Total</b>	<b>337</b>		<b>44</b>		<b>12</b>

Outcomes for Florida residents	
<b>Hendry</b>	
Hospitalizations	44 (13% of all cases)
Deaths	12 (4% of all cases)
<b>Statewide</b>	
Hospitalizations	9,482 (19% of all cases)
Deaths	2,259 (4% of all cases)

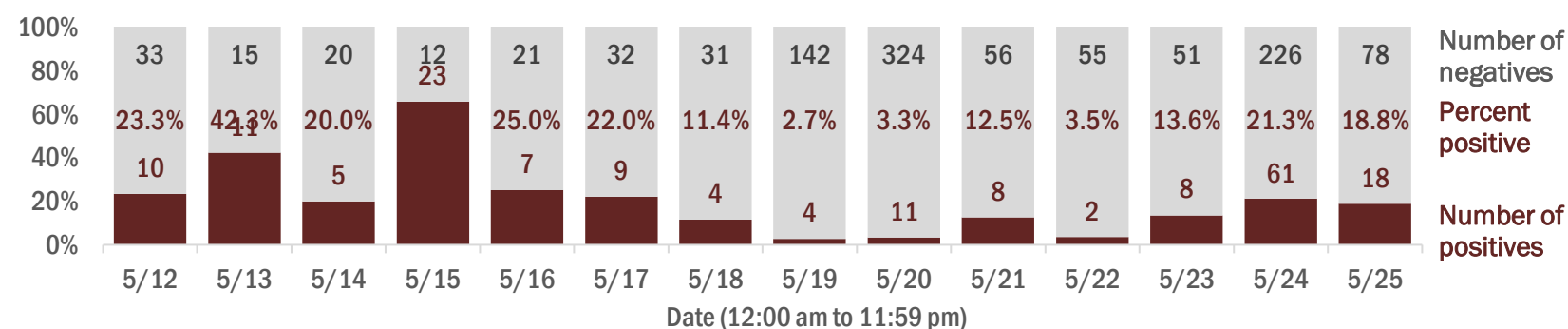
Cases in facility staff/residents	
<b>Hendry</b>	
Long-term care	69 (20% of all cases)
Correctional	14 (4% of all cases)
<b>Statewide</b>	
Long-term care	8,398 (16% of all cases)
Correctional	2,365 (5% of all cases)

**Hospitalization** counts include anyone who was hospitalized at some point during their illness. It does not reflect the number of people currently hospitalized.  
**Other race** includes any person with a race of American Indian/Alaskan native, Asian, native Hawaiian/Pacific Islander, or other.

## Laboratory testing for Florida residents and non-Florida residents over the past 2 weeks

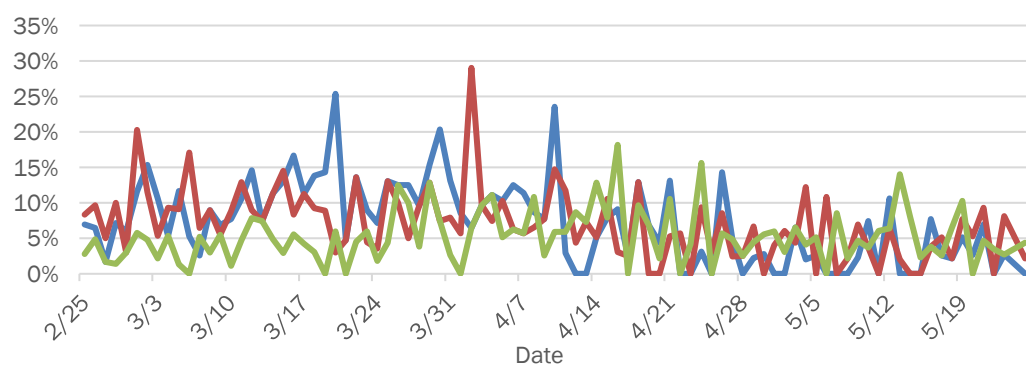
### Number and percent of positive labs

These counts include the number of people for whom the department received laboratory results by day. This percent is the number of people who test positive for the first time divided by all the people tested that day, excluding people who have previously tested positive.

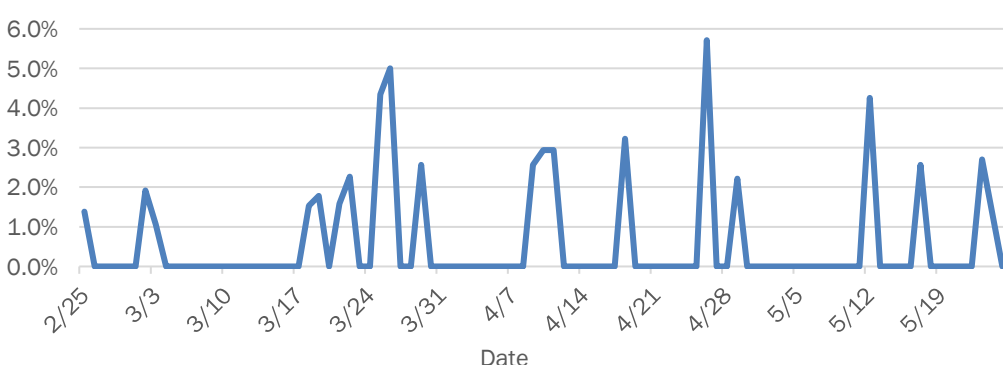


## Emergency department (ED) chief complaint and admission data for Hendry County

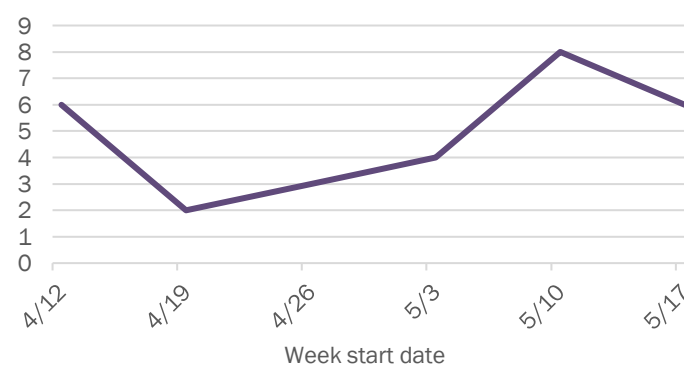
### Daily percent of ED visits mentioning cough, fever, or shortness of breath



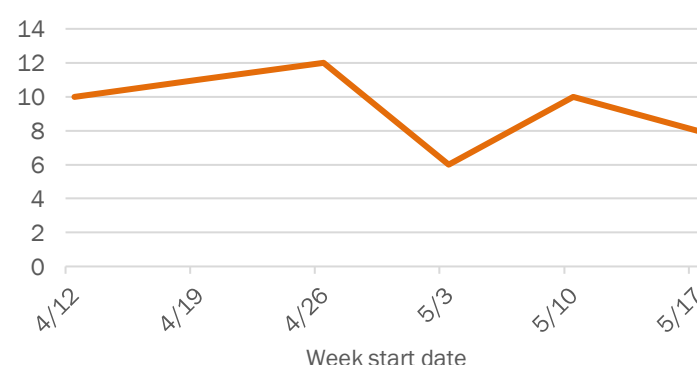
### Daily percent of ED visits resulting in cough-associated admissions



### Weekly count of ED visits for influenza-like illness



### Weekly count of ED visits for COVID-like illness



The Electronic Surveillance System for the Early Notification of Community-Based Epidemics (ESSENCE-FL) includes chief complaint data from 211 of 212 Florida EDs. Data are transmitted electronically to ESSENCE-FL daily or hourly.