

Coronavirus: summary for Hendry County

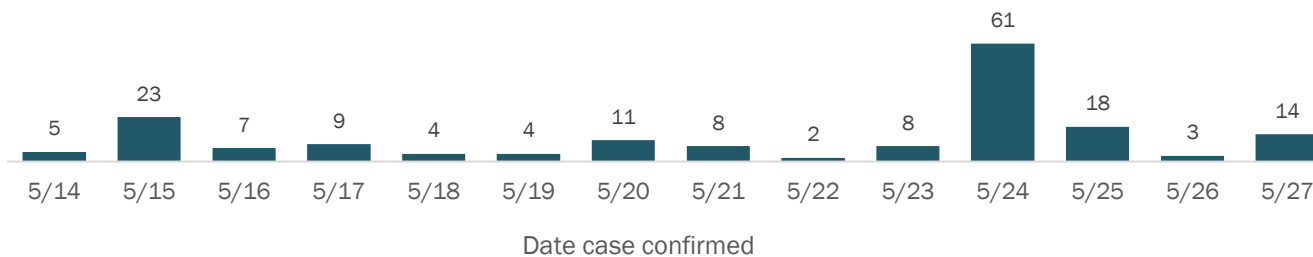
Data for May 28, 2020 (verified at 10 AM)

Data in this report are provisional and subject to change.

Confirmed cases

Total cases	354
Florida residents	354
Non-Florida residents	0
Gender for Florida residents	
Men	224
Women	130
Unknown	0
Age for Florida residents	
Range	0 - 101
Median age	40

Cases confirmed in Florida residents per day



Race, ethnicity	Cases	Hospitalizations	Deaths
White	262 (74%)	26 (57%)	10 (77%)
Hispanic	203 (57%)	14 (30%)	2 (15%)
Non-Hispanic	55 (16%)	12 (26%)	8 (62%)
Unknown ethnicity	4 (1%)	0 (0%)	0 (0%)
Black	50 (14%)	13 (28%)	3 (23%)
Hispanic	0 (0%)	0 (0%)	0 (0%)
Non-Hispanic	48 (14%)	11 (24%)	3 (23%)
Unknown ethnicity	2 (1%)	2 (4%)	0 (0%)
Other	12 (3%)	6 (13%)	0 (0%)
Hispanic	8 (2%)	4 (9%)	0 (0%)
Non-Hispanic	4 (1%)	2 (4%)	0 (0%)
Unknown ethnicity	0 (0%)	0 (0%)	0 (0%)
Unknown race	30 (8%)	1 (2%)	0 (0%)
Hispanic	22 (6%)	0 (0%)	0 (0%)
Non-Hispanic	0 (0%)	0 (0%)	0 (0%)
Unknown ethnicity	8 (2%)	1 (2%)	0 (0%)
Total	354	46	13

Outcomes for Florida residents

Hendry		
Hospitalizations	46	(13% of all cases)
Deaths	13	(4% of all cases)

Statewide

Hospitalizations	9,795	(19% of all cases)
Deaths	2,364	(5% of all cases)

Cases in facility staff/residents

Hendry		
Long-term care	69	(19% of all cases)
Correctional	14	(4% of all cases)

Statewide

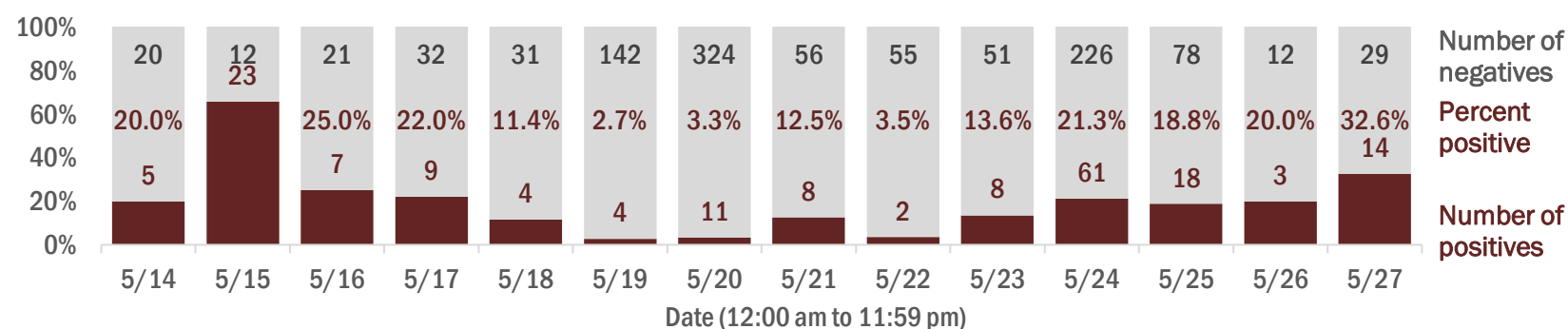
Long-term care	8,625	(17% of all cases)
Correctional	2,452	(5% of all cases)

Hospitalization counts include anyone who was hospitalized at some point during their illness. It does not reflect the number of people currently hospitalized.
Other race includes any person with a race of American Indian/Alaskan native, Asian, native Hawaiian/Pacific Islander, or other.

Laboratory testing for Florida residents and non-Florida residents over the past 2 weeks

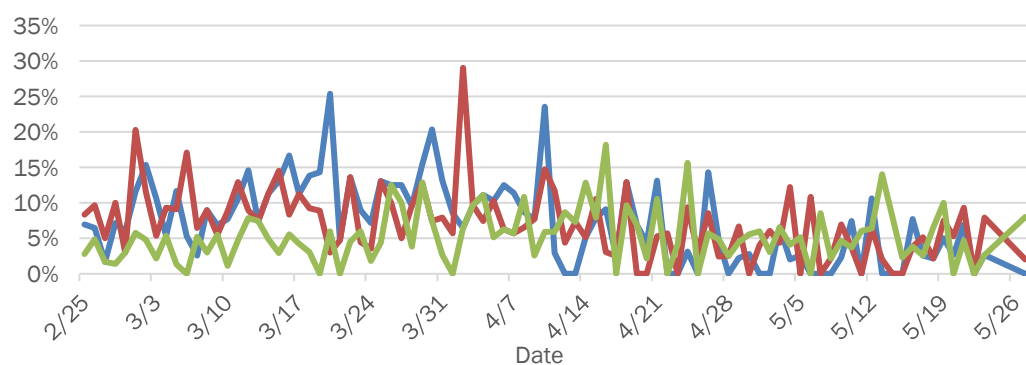
Number and percent of positive labs

These counts include the number of people for whom the department received laboratory results by day. This percent is the number of people who test positive for the first time divided by all the people tested that day, excluding people who have previously tested positive.

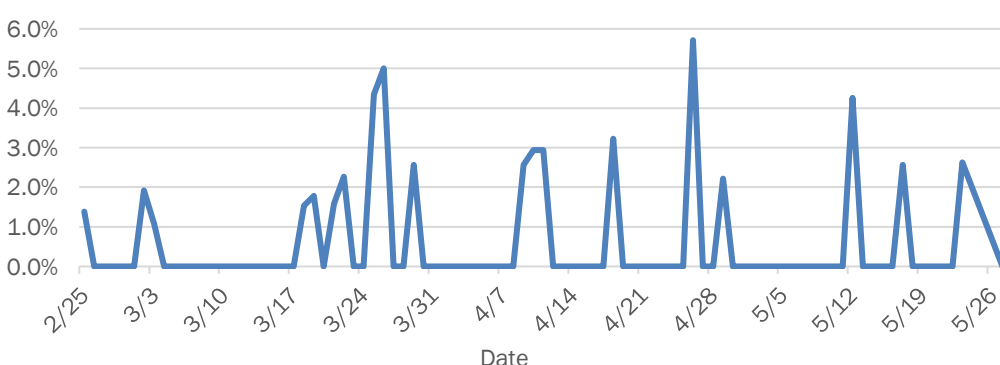


Emergency department (ED) chief complaint and admission data for Hendry County

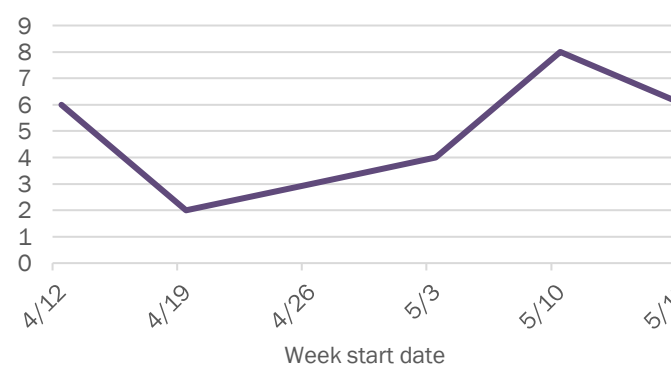
Daily percent of ED visits mentioning cough, fever, or shortness of breath



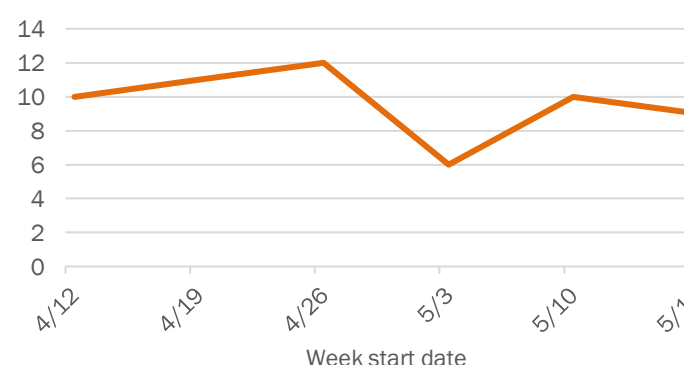
Daily percent of ED visits resulting in cough-associated admissions



Weekly count of ED visits for influenza-like illness



Weekly count of ED visits for COVID-like illness



The Electronic Surveillance System for the Early Notification of Community-Based Epidemics (ESSENCE-FL) includes chief complaint data from 211 of 212 Florida EDs. Data are transmitted electronically to ESSENCE-FL daily or hourly.