

Coronavirus: summary for Hendry County

Data for May 31, 2020 (verified at 10 AM)

Data in this report are provisional and subject to change.

Confirmed cases			Cases confirmed in Florida residents per day													
Total cases	415															
Florida residents	415															
Non-Florida residents	0															
Gender for Florida residents																
Men	268															
Women	147															
Unknown	0															
Age for Florida residents																
Range	0 - 101															
Median age	40															
			Date case confirmed													
			5/17	5/18	5/19	5/20	5/21	5/22	5/23	5/24	5/25	5/26	5/27	5/28	5/29	5/30
			9	4	4	11	8	2	8	61	18	3	13	23	27	13

Race, ethnicity	Cases	Hospitalizations	Deaths
White	320	27	11
Hispanic	257	15	2
Non-Hispanic	58	12	9
Unknown ethnicity	5	0	0
Black	50	13	3
Hispanic	0	0	0
Non-Hispanic	48	11	3
Unknown ethnicity	2	2	0
Other	11	6	0
Hispanic	8	4	0
Non-Hispanic	3	2	0
Unknown ethnicity	0	0	0
Unknown race	34	1	0
Hispanic	23	0	0
Non-Hispanic	0	0	0
Unknown ethnicity	11	1	0
Total	415	47	14

Outcomes for Florida residents		
Hendry		
Hospitalizations	47	(11% of all cases)
Deaths	14	(3% of all cases)
Statewide		
Hospitalizations	10,190	(19% of all cases)
Deaths	2,451	(4% of all cases)

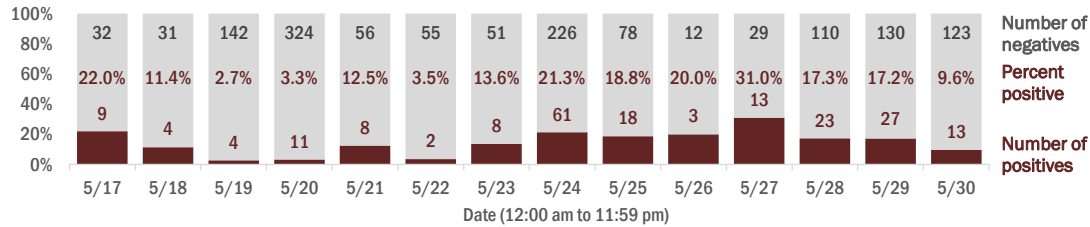
Cases in facility staff/residents		
Hendry		
Long-term care	70	(17% of all cases)
Correctional	15	(4% of all cases)
Statewide		
Long-term care	9,078	(17% of all cases)
Correctional	2,590	(5% of all cases)

Hospitalization counts include anyone who was hospitalized at some point during their illness. It does not reflect the number of people currently hospitalized.
Other race includes any person with a race of American Indian/Alaskan native, Asian, native Hawaiian/Pacific Islander, or other.

Laboratory testing for Florida residents and non-Florida residents over the past 2 weeks

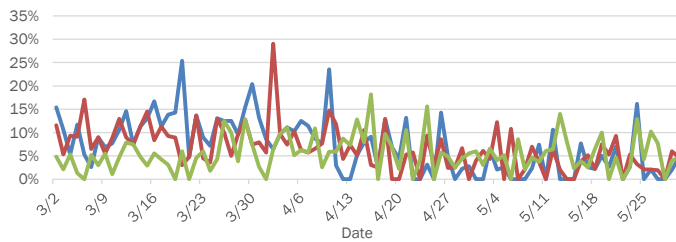
Number and percent of positive labs

These counts include the number of people for whom the department received laboratory results by day. This percent is the number of people who test positive for the first time divided by all the people tested that day, excluding people who have previously tested positive.

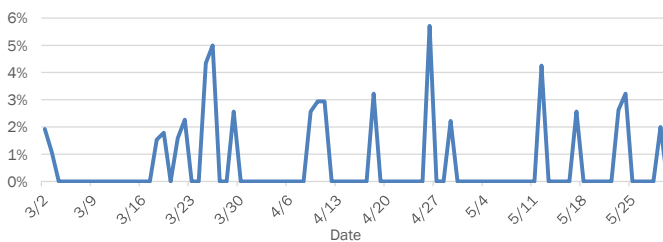


Emergency department (ED) chief complaint and admission data for Hendry County

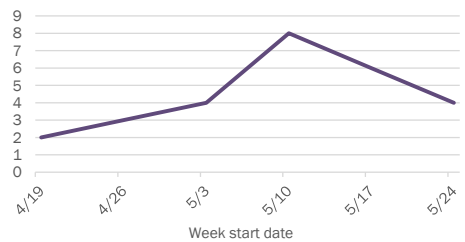
Daily percent of ED visits mentioning cough, fever, or shortness of breath



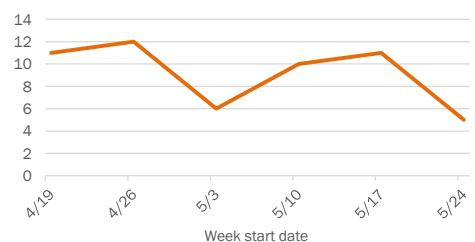
Daily percent of ED visits resulting in cough-associated admissions



Weekly count of ED visits for influenza-like illness



Weekly count of ED visits for COVID-like illness



The Electronic Surveillance System for the Early Notification of Community-Based Epidemics (ESSENCE-FL) includes chief complaint data from 211 of 212 Florida EDs. Data are transmitted electronically to ESSENCE-FL daily or hourly.