

Coronavirus: summary for Hendry County

Data for Jun 5, 2020 (verified at 10 AM)

Data in this report are provisional and subject to change.

Confirmed cases			Cases confirmed in Florida residents per day											
Total cases	521													
Florida residents	521													
Non-Florida residents	0													
Gender for Florida residents														
Men	333													
Women	186													
Unknown	2													
Age for Florida residents														
Range	0 - 101													
Median age	40													

Race, ethnicity	Cases	Hospitalizations	Deaths
White	410 (79%)	31 (57%)	13 (76%)
Hispanic	341 (65%)	19 (35%)	2 (12%)
Non-Hispanic	63 (12%)	12 (22%)	11 (65%)
Unknown ethnicity	6 (1%)	0 (0%)	0 (0%)
Black	54 (10%)	14 (26%)	4 (24%)
Hispanic	0 (0%)	0 (0%)	0 (0%)
Non-Hispanic	52 (10%)	12 (22%)	4 (24%)
Unknown ethnicity	2 (0%)	2 (4%)	0 (0%)
Other	14 (3%)	8 (15%)	0 (0%)
Hispanic	11 (2%)	7 (13%)	0 (0%)
Non-Hispanic	3 (1%)	1 (2%)	0 (0%)
Unknown ethnicity	0 (0%)	0 (0%)	0 (0%)
Unknown race	43 (8%)	1 (2%)	0 (0%)
Hispanic	24 (5%)	0 (0%)	0 (0%)
Non-Hispanic	0 (0%)	0 (0%)	0 (0%)
Unknown ethnicity	19 (4%)	1 (2%)	0 (0%)
Total	521	54	17

Outcomes for Florida residents		
Hendry		
Hospitalizations	54	(10% of all cases)
Deaths	17	(3% of all cases)
Statewide		
Hospitalizations	10,794	(18% of all cases)
Deaths	2,660	(4% of all cases)

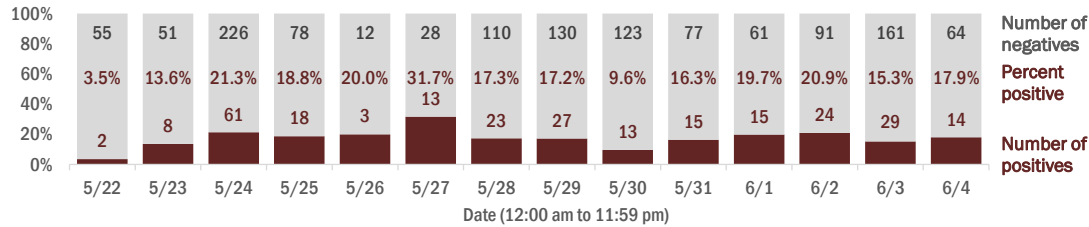
Cases in facility staff/residents		
Hendry		
Long-term care	70	(13% of all cases)
Correctional	18	(3% of all cases)
Statewide		
Long-term care	9,817	(16% of all cases)
Correctional	2,813	(5% of all cases)

Hospitalization counts include anyone who was hospitalized at some point during their illness. It does not reflect the number of people currently hospitalized.
Other race includes any person with a race of American Indian/Alaskan native, Asian, native Hawaiian/Pacific Islander, or other.

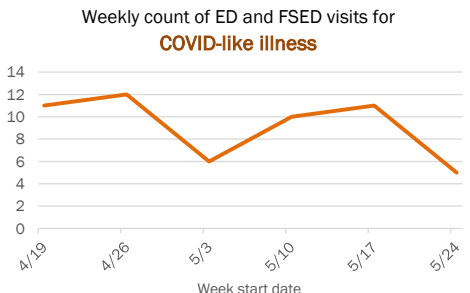
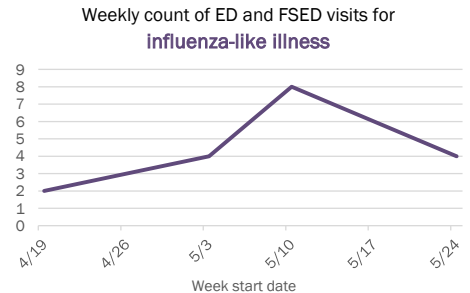
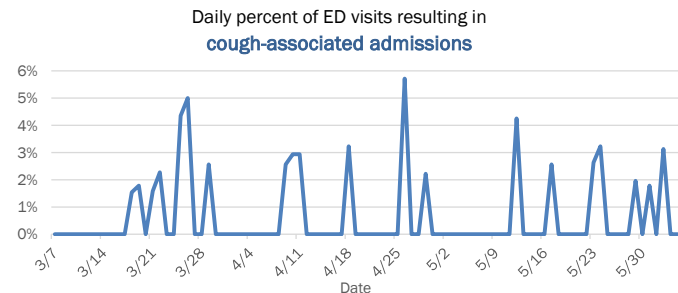
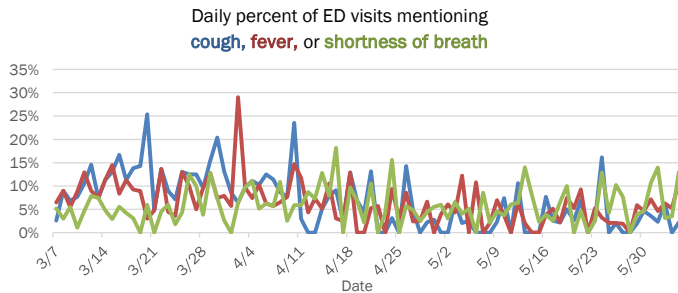
Laboratory testing for Florida residents and non-Florida residents over the past 2 weeks

Number and percent of positive labs

These counts include the number of people for whom the department received laboratory results by day. This percent is the number of people who test positive for the first time divided by all the people tested that day, excluding people who have previously tested positive.



Emergency department (ED) and freestanding ED (FSED) chief complaint and admission data for Hendry County



The Electronic Surveillance System for the Early Notification of Community-Based Epidemics (ESSENCE-FL) includes chief complaint data from 211 of 212 Florida EDs and 74 of 79 Florida FSEDs. Data are transmitted electronically to ESSENCE-FL daily or hourly.