

# Coronavirus: summary for Hendry County

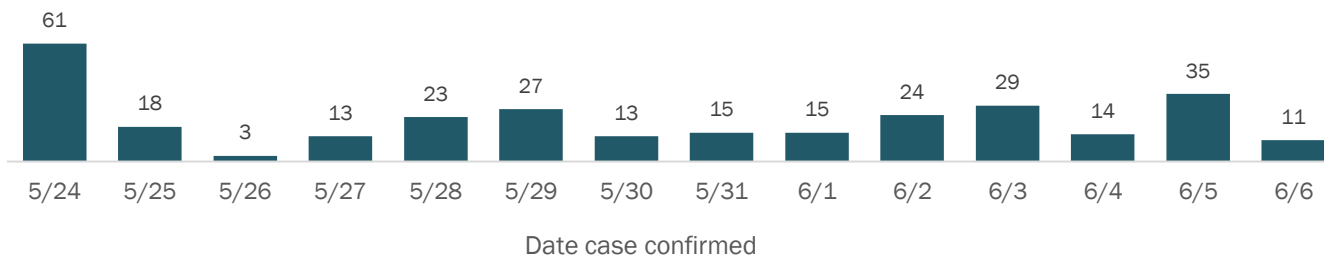
Data for Jun 7, 2020 (verified at 10 AM)

Data in this report are provisional and subject to change.

## Confirmed cases

<b>Total cases</b>	<b>558</b>
Florida residents	558
Non-Florida residents	0
<b>Gender for Florida residents</b>	
Men	351
Women	206
Unknown	1
<b>Age for Florida residents</b>	
Range	0 - 101
Median age	39

## Cases confirmed in Florida residents per day



Race, ethnicity	Cases	Hospitalizations	Deaths
<b>White</b>	443 (79%)	32 (58%)	14 (78%)
Hispanic	371 (66%)	20 (36%)	3 (17%)
Non-Hispanic	66 (12%)	12 (22%)	11 (61%)
Unknown ethnicity	6 (1%)	0 (0%)	0 (0%)
<b>Black</b>	54 (10%)	14 (25%)	4 (22%)
Hispanic	0 (0%)	0 (0%)	0 (0%)
Non-Hispanic	52 (9%)	12 (22%)	4 (22%)
Unknown ethnicity	2 (0%)	2 (4%)	0 (0%)
<b>Other</b>	17 (3%)	8 (15%)	0 (0%)
Hispanic	13 (2%)	7 (13%)	0 (0%)
Non-Hispanic	4 (1%)	1 (2%)	0 (0%)
Unknown ethnicity	0 (0%)	0 (0%)	0 (0%)
<b>Unknown race</b>	44 (8%)	1 (2%)	0 (0%)
Hispanic	24 (4%)	0 (0%)	0 (0%)
Non-Hispanic	0 (0%)	0 (0%)	0 (0%)
Unknown ethnicity	20 (4%)	1 (2%)	0 (0%)
<b>Total</b>	<b>558</b>	<b>55</b>	<b>18</b>

## Outcomes for Florida residents

<b>Hendry</b>	
Hospitalizations	55 (10% of all cases)
Deaths	18 (3% of all cases)

## Statewide

Hospitalizations	10,942 (18% of all cases)
Deaths	2,700 (4% of all cases)

## Cases in facility staff/residents

<b>Hendry</b>	
Long-term care	70 (13% of all cases)
Correctional	19 (3% of all cases)

## Statewide

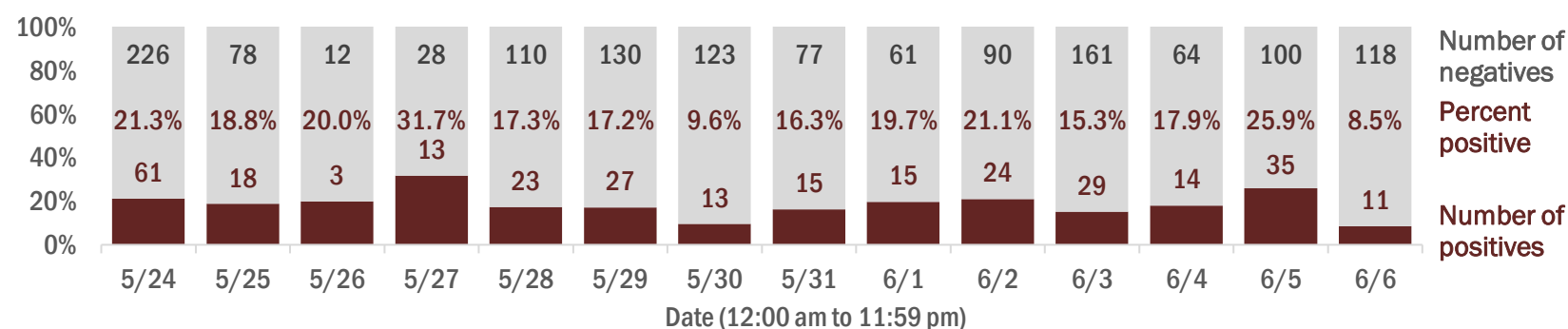
Long-term care	10,012 (16% of all cases)
Correctional	2,832 (5% of all cases)

**Hospitalization** counts include anyone who was hospitalized at some point during their illness. It does not reflect the number of people currently hospitalized.  
**Other race** includes any person with a race of American Indian/Alaskan native, Asian, native Hawaiian/Pacific Islander, or other.

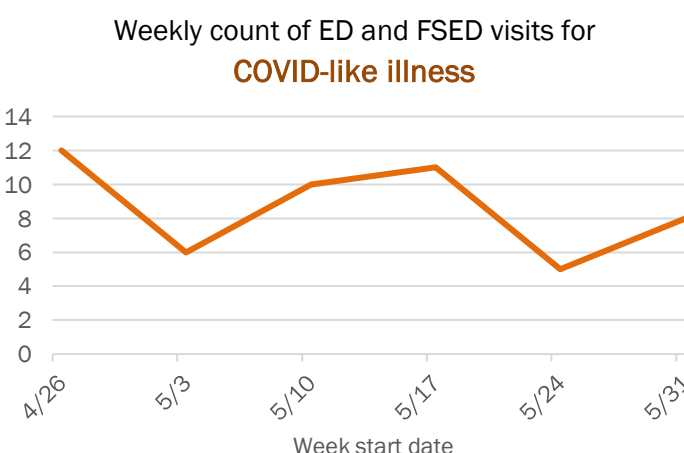
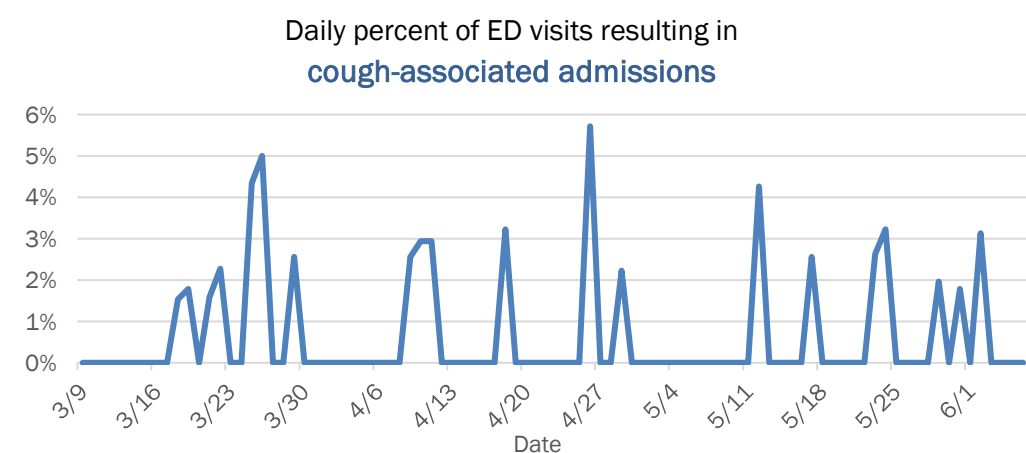
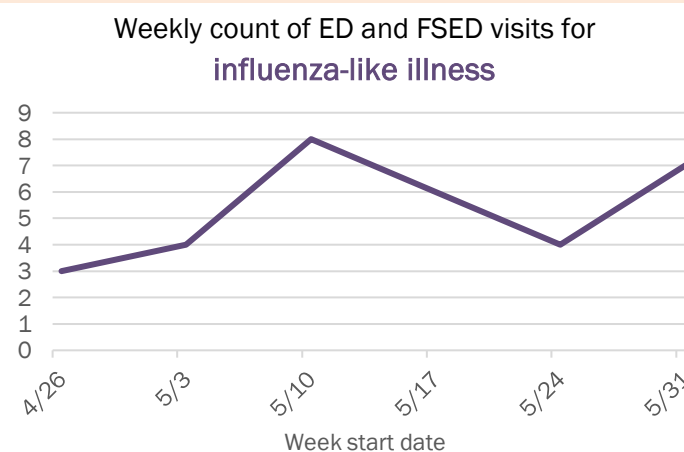
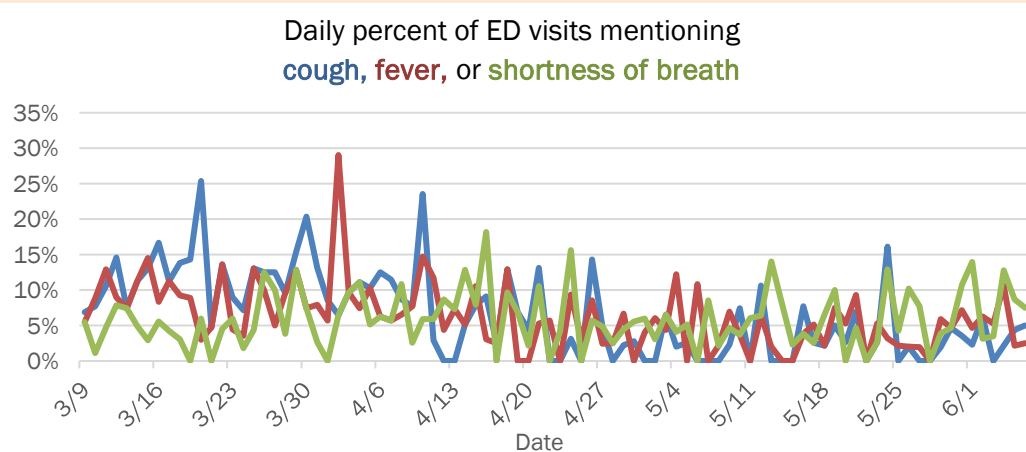
## Laboratory testing for Florida residents and non-Florida residents over the past 2 weeks

### Number and percent of positive labs

These counts include the number of people for whom the department received laboratory results by day. This percent is the number of people who test positive for the first time divided by all the people tested that day, excluding people who have previously tested positive.



## Emergency department (ED) and freestanding ED (FSED) chief complaint and admission data for Hendry County



The Electronic Surveillance System for the Early Notification of Community-Based Epidemics (ESSENCE-FL) includes chief complaint data from 211 of 212 Florida EDs and 74 of 79 Florida FSEDs. Data are transmitted electronically to ESSENCE-FL daily or hourly.