

Coronavirus: summary for Hendry County

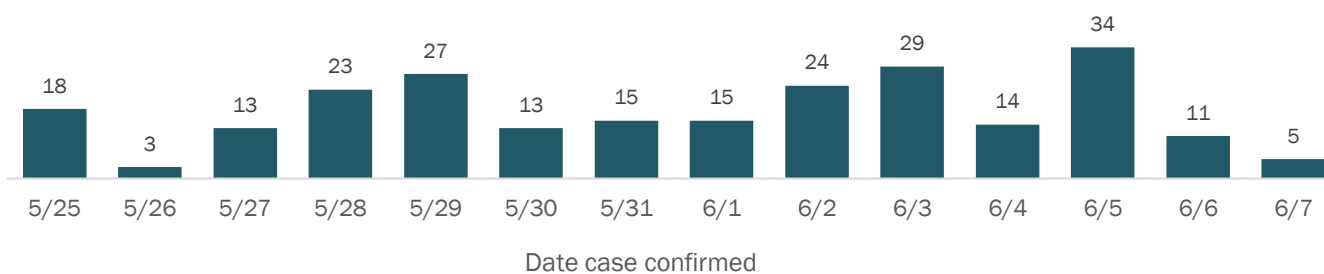
Data for Jun 8, 2020 (verified at 10 AM)

Data in this report are provisional and subject to change.

Confirmed cases

Total cases	565
Florida residents	565
Non-Florida residents	0
Gender for Florida residents	
Men	355
Women	210
Unknown	0
Age for Florida residents	
Range	0 - 101
Median age	39

Cases confirmed in Florida residents per day



Race, ethnicity	Cases	Hospitalizations	Deaths
White	449 (79%)	32 (58%)	14 (78%)
Hispanic	377 (67%)	20 (36%)	3 (17%)
Non-Hispanic	66 (12%)	12 (22%)	11 (61%)
Unknown ethnicity	6 (1%)	0 (0%)	0 (0%)
Black	55 (10%)	14 (25%)	4 (22%)
Hispanic	0 (0%)	0 (0%)	0 (0%)
Non-Hispanic	53 (9%)	12 (22%)	4 (22%)
Unknown ethnicity	2 (0%)	2 (4%)	0 (0%)
Other	17 (3%)	8 (15%)	0 (0%)
Hispanic	13 (2%)	7 (13%)	0 (0%)
Non-Hispanic	4 (1%)	1 (2%)	0 (0%)
Unknown ethnicity	0 (0%)	0 (0%)	0 (0%)
Unknown race	44 (8%)	1 (2%)	0 (0%)
Hispanic	26 (5%)	0 (0%)	0 (0%)
Non-Hispanic	0 (0%)	0 (0%)	0 (0%)
Unknown ethnicity	18 (3%)	1 (2%)	0 (0%)
Total	565	55	18

Outcomes for Florida residents

Hendry	
Hospitalizations	55 (10% of all cases)
Deaths	18 (3% of all cases)

Statewide

Hospitalizations	11,008 (17% of all cases)
Deaths	2,712 (4% of all cases)

Cases in facility staff/residents

Hendry	
Long-term care	70 (12% of all cases)
Correctional	19 (3% of all cases)

Statewide

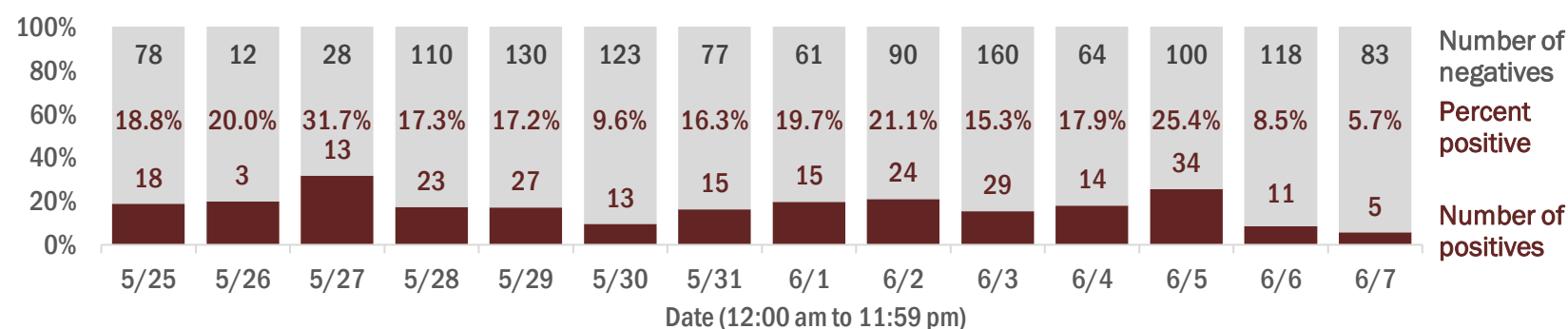
Long-term care	10,076 (16% of all cases)
Correctional	2,844 (4% of all cases)

Hospitalization counts include anyone who was hospitalized at some point during their illness. It does not reflect the number of people currently hospitalized.
Other race includes any person with a race of American Indian/Alaskan native, Asian, native Hawaiian/Pacific Islander, or other.

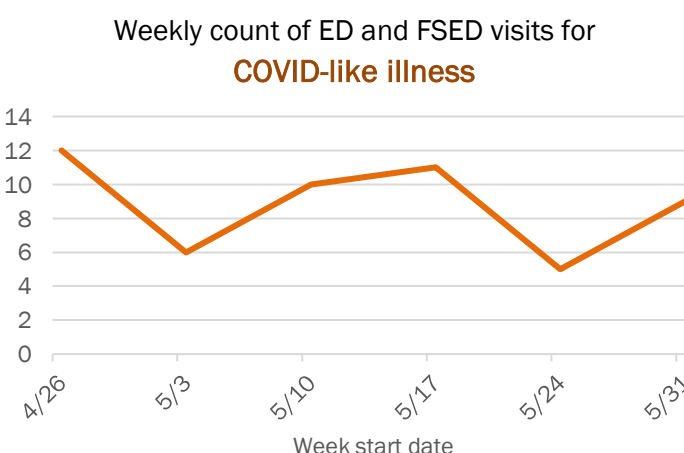
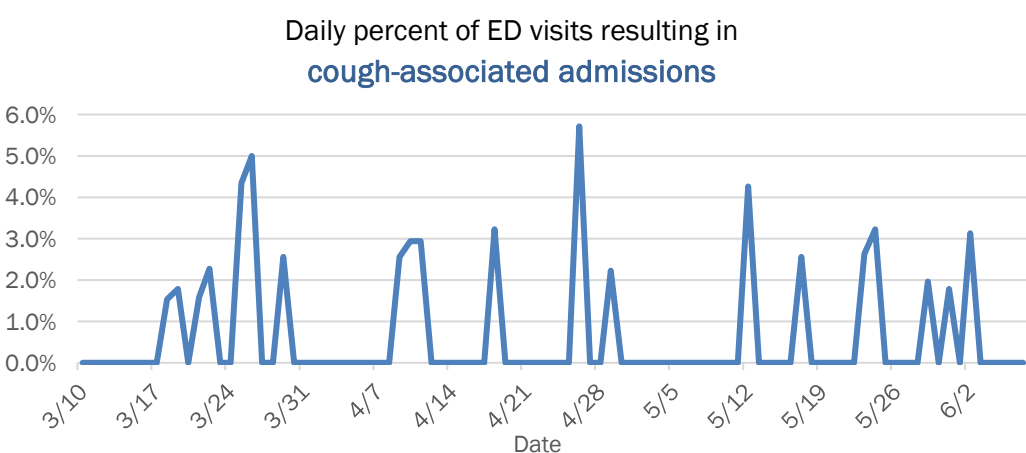
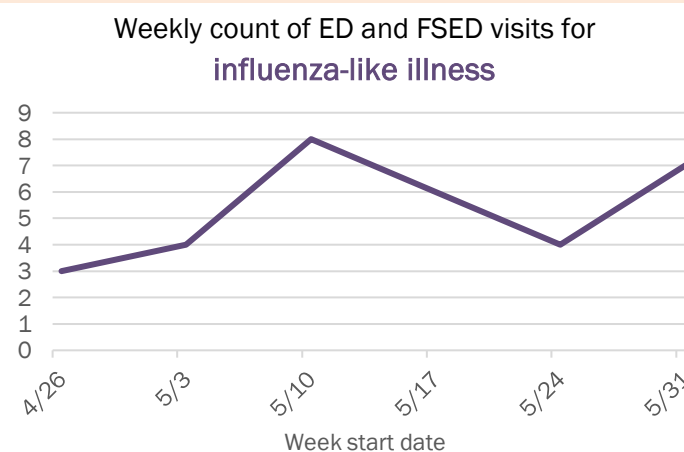
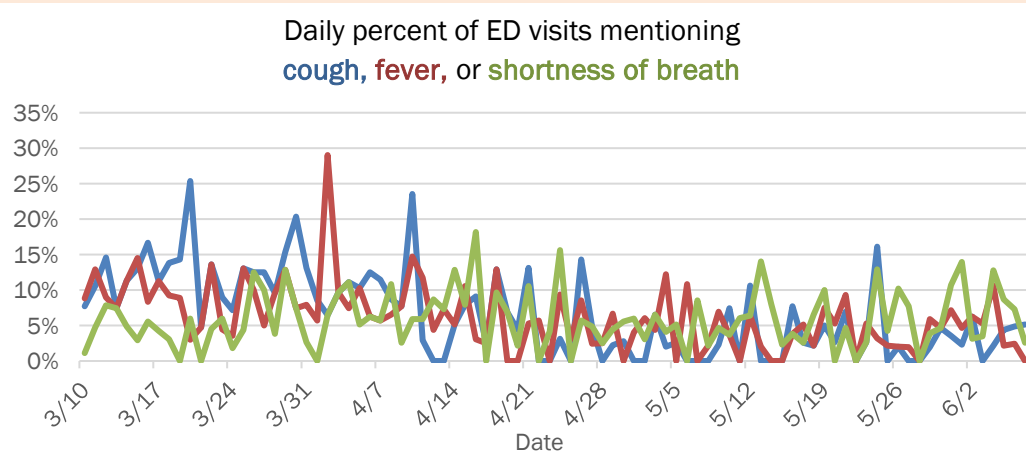
Laboratory testing for Florida residents and non-Florida residents over the past 2 weeks

Number and percent of positive labs

These counts include the number of people for whom the department received laboratory results by day. This percent is the number of people who test positive for the first time divided by all the people tested that day, excluding people who have previously tested positive.



Emergency department (ED) and freestanding ED (FSED) chief complaint and admission data for Hendry County



The Electronic Surveillance System for the Early Notification of Community-Based Epidemics (ESSENCE-FL) includes chief complaint data from 211 of 212 Florida EDs and 74 of 79 Florida FSEDs. Data are transmitted electronically to ESSENCE-FL daily or hourly.