

Coronavirus: summary for Hendry County

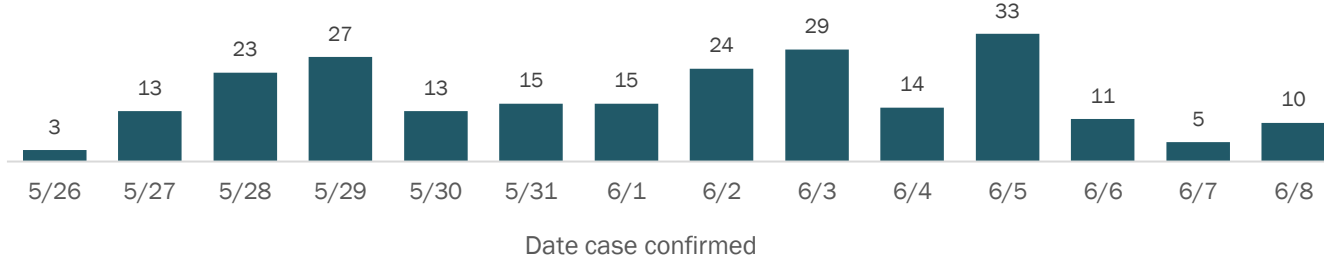
Data for Jun 9, 2020 (verified at 10 AM)

Data in this report are provisional and subject to change.

Confirmed cases

Total cases	572
Florida residents	572
Non-Florida residents	0
Gender for Florida residents	
Men	356
Women	216
Unknown	0
Age for Florida residents	
Range	0 - 101
Median age	39

Cases confirmed in Florida residents per day



Race, ethnicity	Cases	Hospitalizations	Deaths
White	463 (81%)	34 (59%)	15 (79%)
Hispanic	391 (68%)	22 (38%)	4 (21%)
Non-Hispanic	67 (12%)	12 (21%)	11 (58%)
Unknown ethnicity	5 (1%)	0 (0%)	0 (0%)
Black	56 (10%)	14 (24%)	4 (21%)
Hispanic	0 (0%)	0 (0%)	0 (0%)
Non-Hispanic	54 (9%)	12 (21%)	4 (21%)
Unknown ethnicity	2 (0%)	2 (3%)	0 (0%)
Other	17 (3%)	9 (16%)	0 (0%)
Hispanic	13 (2%)	8 (14%)	0 (0%)
Non-Hispanic	4 (1%)	1 (2%)	0 (0%)
Unknown ethnicity	0 (0%)	0 (0%)	0 (0%)
Unknown race	36 (6%)	1 (2%)	0 (0%)
Hispanic	24 (4%)	0 (0%)	0 (0%)
Non-Hispanic	0 (0%)	0 (0%)	0 (0%)
Unknown ethnicity	12 (2%)	1 (2%)	0 (0%)
Total	572	58	19

Outcomes for Florida residents

Hendry		
Hospitalizations	58	(10% of all cases)
Deaths	19	(3% of all cases)

Statewide		
Hospitalizations	11,185	(17% of all cases)
Deaths	2,765	(4% of all cases)

Cases in facility staff/residents

Hendry		
Long-term care	70	(12% of all cases)
Correctional	20	(3% of all cases)

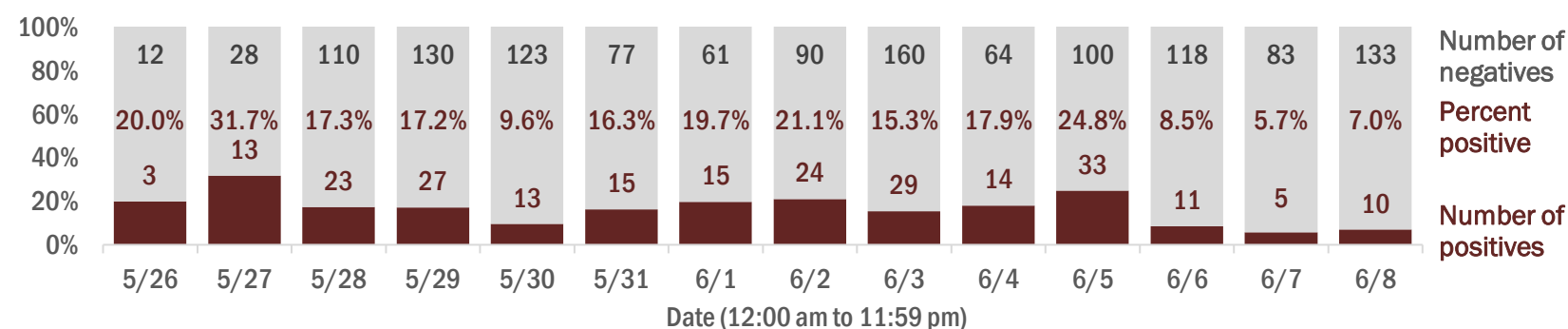
Statewide		
Long-term care	10,226	(16% of all cases)
Correctional	2,890	(4% of all cases)

Hospitalization counts include anyone who was hospitalized at some point during their illness. It does not reflect the number of people currently hospitalized.
Other race includes any person with a race of American Indian/Alaskan native, Asian, native Hawaiian/Pacific Islander, or other.

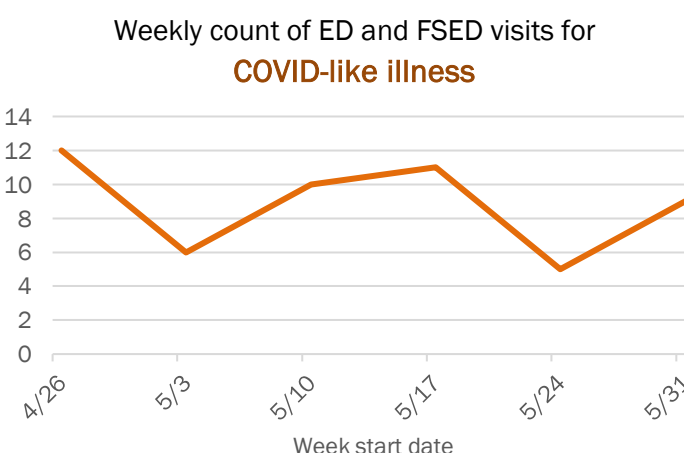
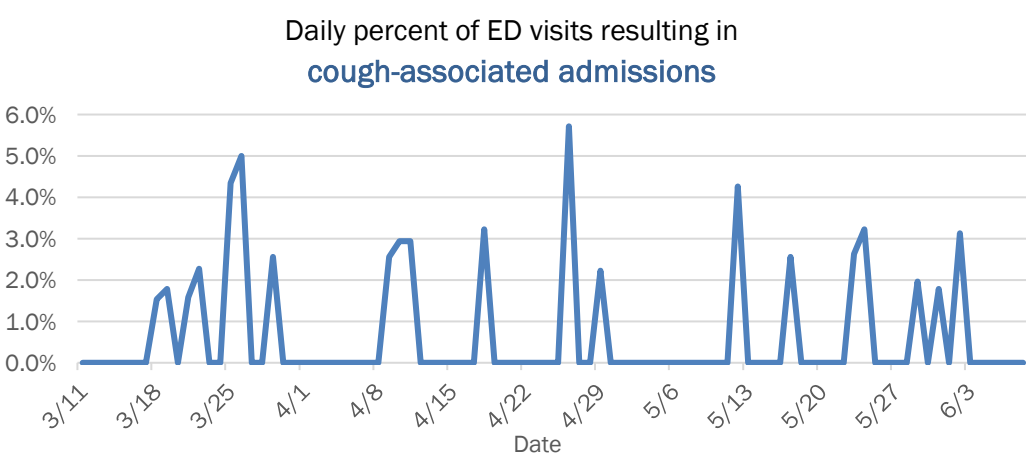
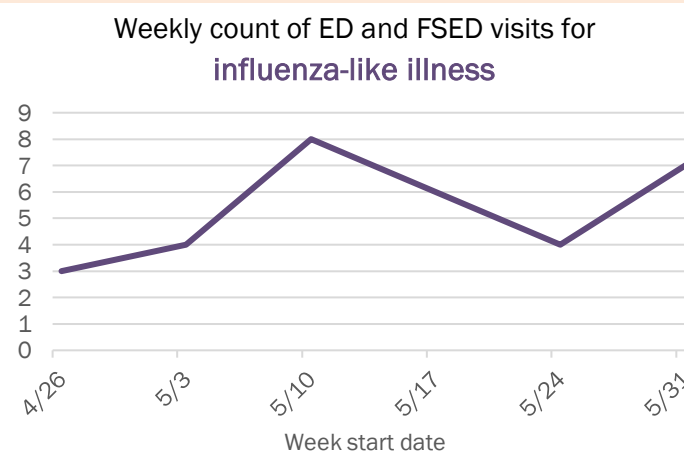
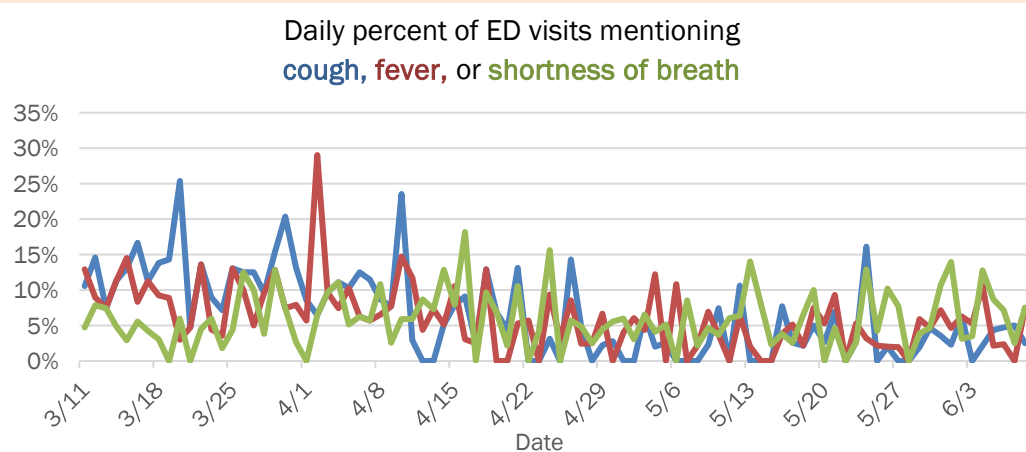
Laboratory testing for Florida residents and non-Florida residents over the past 2 weeks

Number and percent of positive labs

These counts include the number of people for whom the department received laboratory results by day. This percent is the number of people who test positive for the first time divided by all the people tested that day, excluding people who have previously tested positive.



Emergency department (ED) and freestanding ED (FSED) chief complaint and admission data for Hendry County



The Electronic Surveillance System for the Early Notification of Community-Based Epidemics (ESSENCE-FL) includes chief complaint data from 211 of 212 Florida EDs and 74 of 79 Florida FSEDs. Data are transmitted electronically to ESSENCE-FL daily or hourly.